



TITLE GUARANTY HAWAII

HAWAII

RESIDENTIAL SALES REPORT MAY 2020

ISLAND SALES

Single Family Condominium

AVERAGE LIST PRICE



\$524.2 K \$606.1 K

AVERAGE SOLD PRICE



\$497.7 K \$581.1 K

MAX SOLD PRICE



\$4.7 M \$2.7 M

% OF LIST PRICE RECEIVED



94.95% 95.87%

AVERAGE PRICE PER SQFT



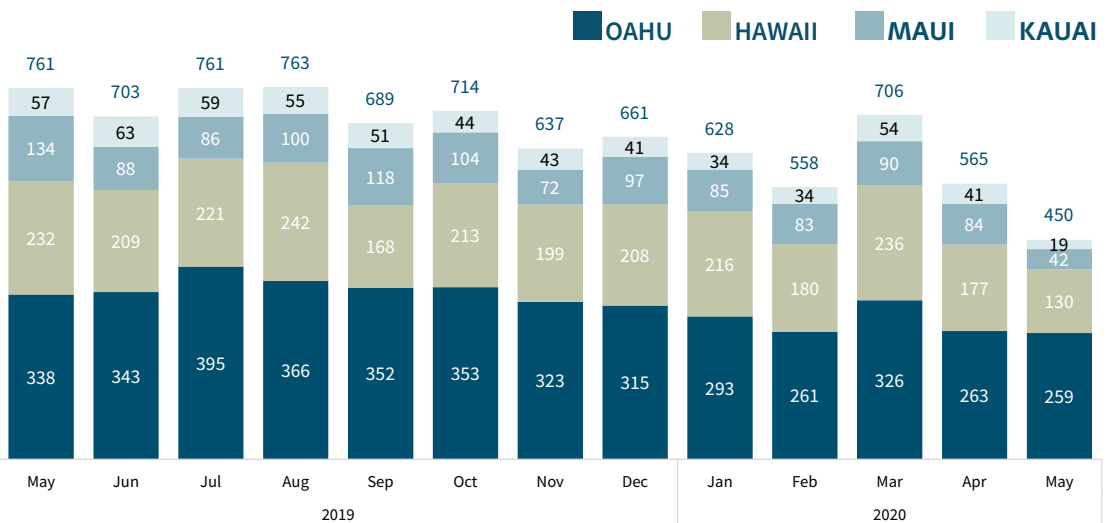
\$287.59 \$402.73

AVERAGE DOM



99 52

SINGLE FAMILY HOMES



OF SALES

130

26.6% VS. LAST MONTH
44.0% VS. LAST YEAR

MEDIAN SALES PRICE

\$367,500

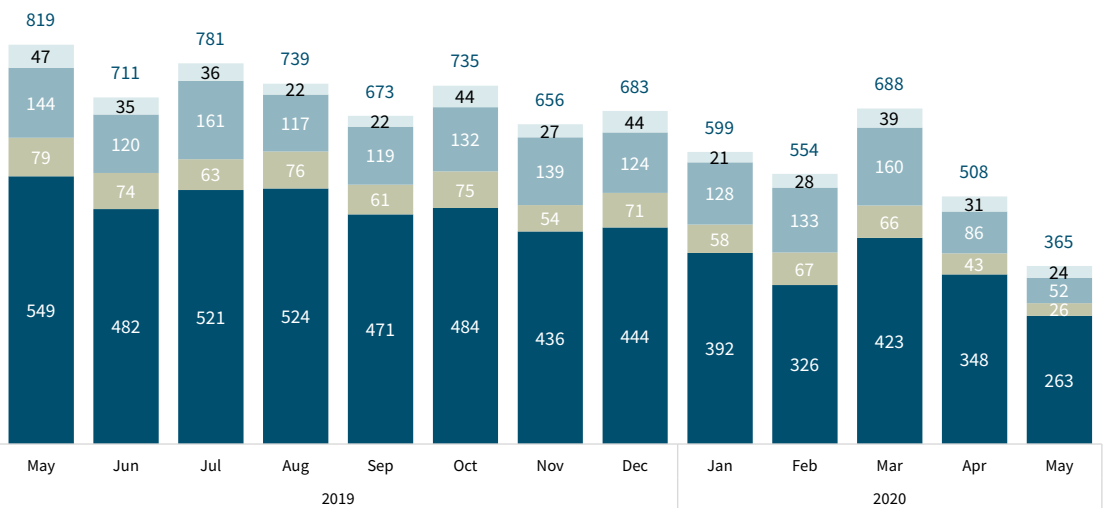
0.7% VS. LAST MONTH
11.0% VS. LAST YEAR

TOTAL \$ OF SALES

\$64,699,432

32.2% VS. LAST MONTH
49.6% VS. LAST YEAR

CONDOMINIUM



OF SALES

26

39.5% VS. LAST MONTH
67.1% VS. LAST YEAR

MEDIAN SALES PRICE

\$324,000

7.4% VS. LAST MONTH
13.6% VS. LAST YEAR

TOTAL \$ OF SALES

\$15,109,398

31.2% VS. LAST MONTH
64.5% VS. LAST YEAR

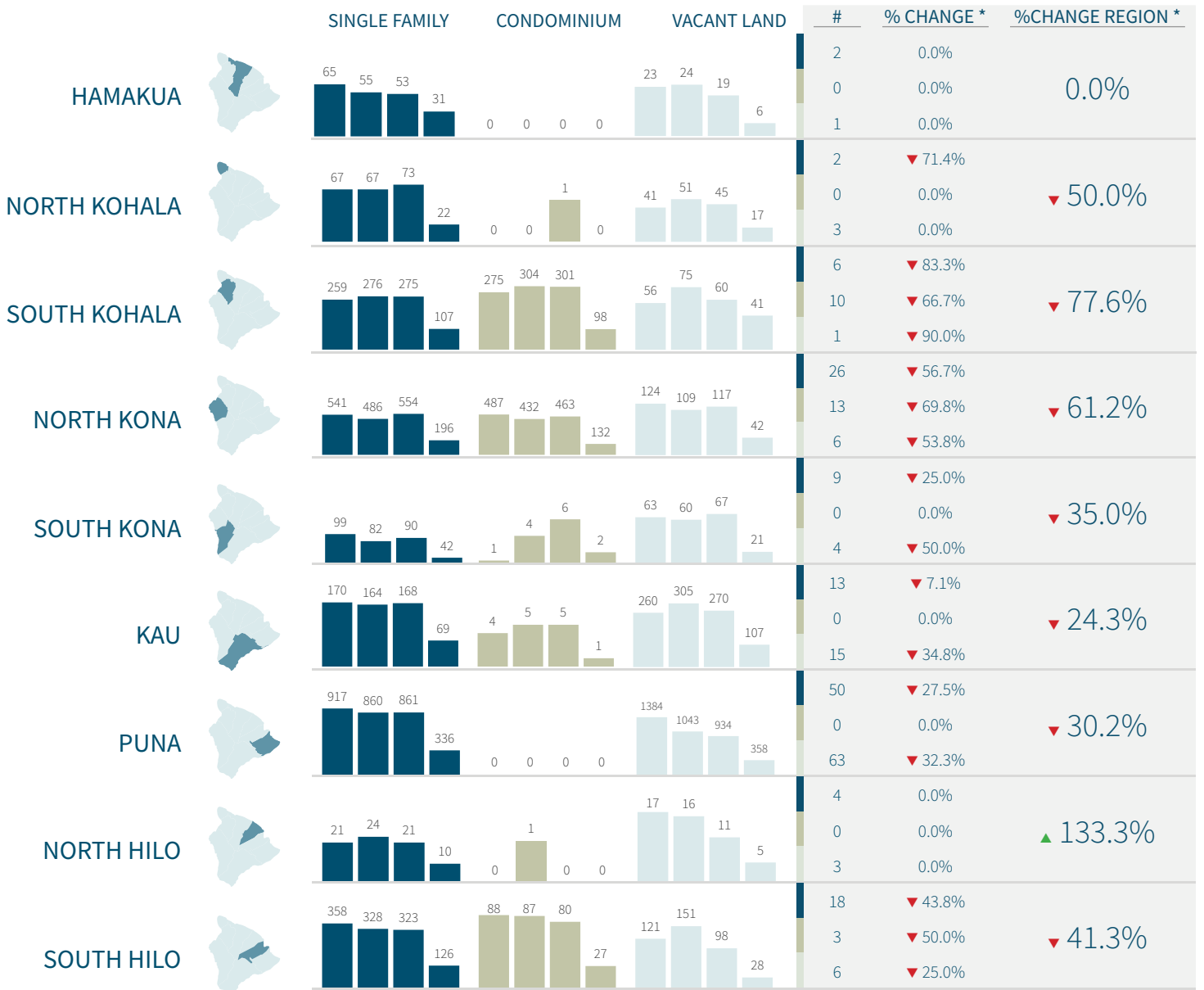
REGIONAL SALES HAWAII

SALES COMPARISON

■ Single Family ■ Condominium ■ Vacant Land

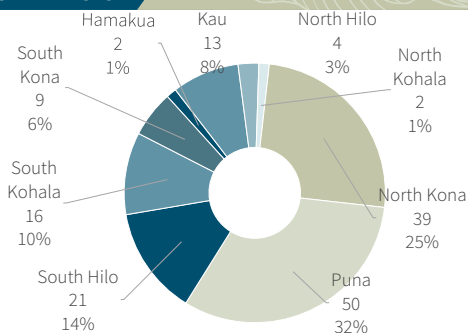
YTD TREND

MONTH



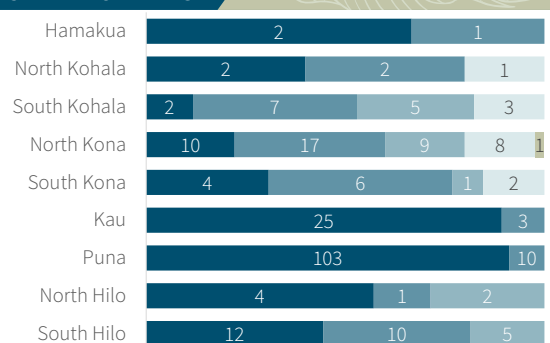
*vs. same month last year

SALES BY REGION



*excluding vacant land sales

SALES BY PRICE RANGE



■ < \$300K ■ \$301K - \$650K ■ \$651K - \$1M ■ \$1.1M - \$3M ■ \$3.1M+

NEIGHBORHOOD SALES HAWAII

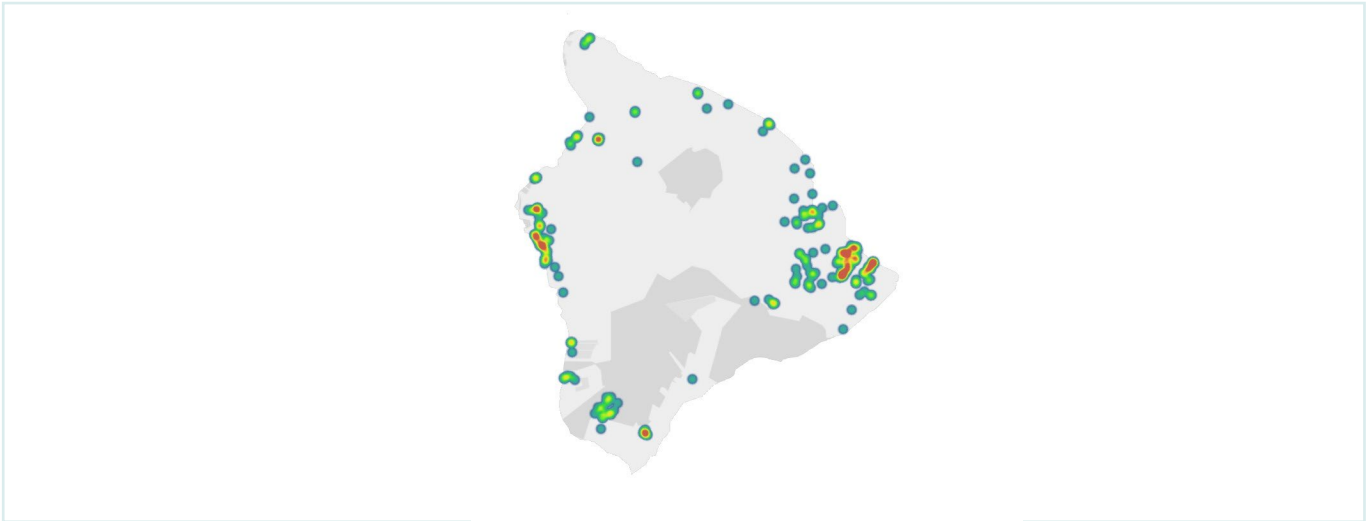
NEIGHBORHOOD COMPARISON

▲ Increase/Decrease vs. Last Year

● No Change or No Value vs. Last Year

		SINGLE FAMILY HOMES			CONDOMINIUM			VACANT LAND		
		#	\$ AMT	MEDIAN	#	\$ AMT	MEDIAN	#	\$ AMT	MEDIAN
NORTH	Hamakua	2 –	\$549.0 K ▼	\$274.5 K ▼	--	--	--	1 –	\$200.0 K ▼	\$200.0 K ▼
	North Kohala	2 ▼	\$1.6 M ▼	\$788.0 K ▲	--	--	--	3 –	\$803.0 K ▼	\$250.0 K ▼
WEST	South Kohala	6 ▼	\$6.7 M ▼	\$693.0 K ▲	10 ▼	\$6.2 M ▼	\$622.5 K ▲	1 ▼	\$345.0 K ▼	\$345.0 K ▲
	North Kona	26 ▼	\$25.3 M ▼	\$735.0 K ▲	13 ▼	\$8.3 M ▼	\$305.0 K ▼	6 ▼	\$1.8 M ▼	\$262.0 K ▼
SOUTH	South Kona	9 ▼	\$5.8 M ▲	\$510.0 K ▲	--	--	--	4 ▼	\$295.0 K ▼	\$61.0 K ▼
	Kau	13 ▼	\$3.0 M ▼	\$189.0 K ▼	--	--	--	15 ▼	\$190.4 K ▼	\$9.5 K ▼
EAST	Puna	50 ▼	\$10.8 M ▼	\$177.5 K ▼	--	--	--	63 ▼	\$1.9 M ▼	\$21.0 K ▲
	North Hilo	4 –	\$1.8 M –	\$499.5 K –	--	--	--	3 –	\$299.0 K ▼	\$112.0 K ▼
	South Hilo	18 ▼	\$9.1 M ▼	\$433.5 K ▲	3 ▼	\$581.5 K ▼	\$208.5 K ▲	6 ▼	\$1.8 M ▲	\$262.5 K ▲

MONTHLY SALES HEAT MAP



TOP NEIGHBORHOOD	#
HAWAIIAN PARADISE PARK	29
HOVE	17
AINALOA	11
HAWAII'S EDEN ROC ESTATES	7
FERN FOREST VACATION ESTATES	7
DISCOVERY HARBOUR	6
HAWAIIAN BEACHES SUBDIVISION	6
FERN ACRES	5
HAWAIIAN SHORES RECREATIONAL ESTATES	5
HAWAIIAN ACRES	5

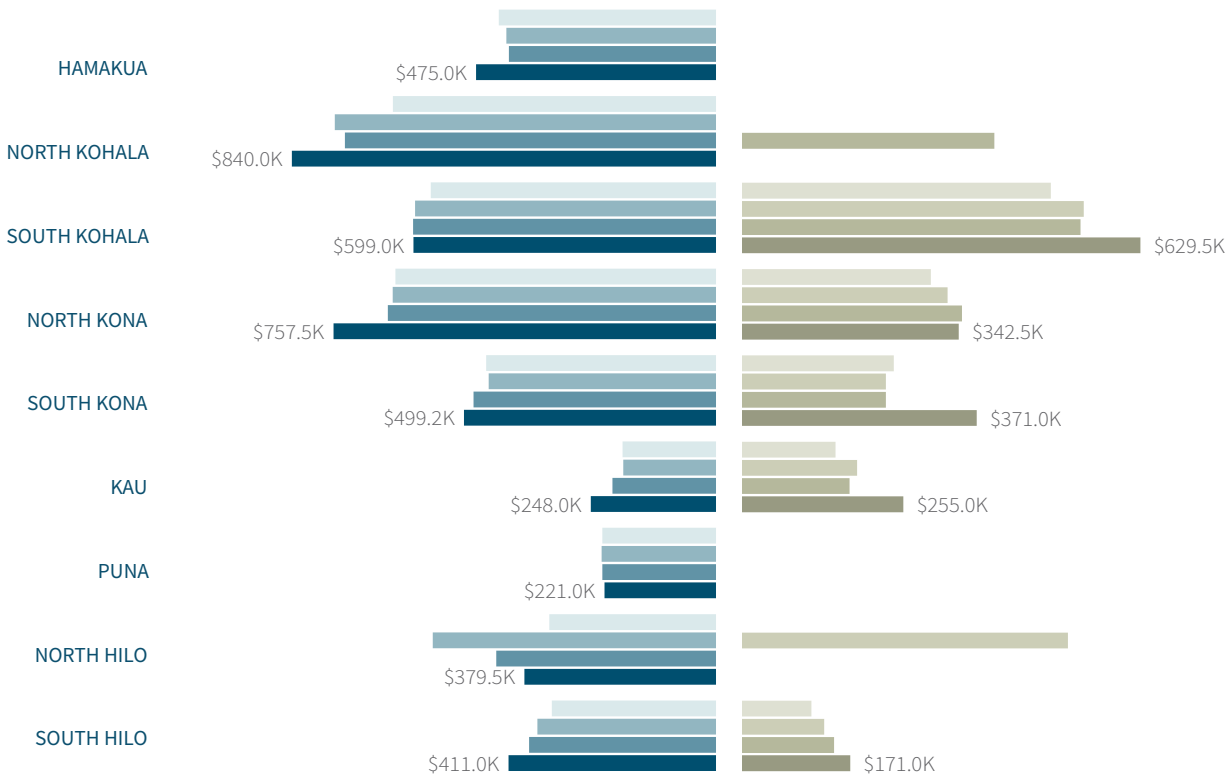
TOP CONDO	#
HOVE	3
KONA KAI	2
KAILUA BAY RESORT	2
VILLAS AT KE ALAULA	2
ISLANDS AT MAUNA LANI THE	2
FAIRWAY TERRACE	2
ALII LANI	1
ALII COVE	1
BAYVIEW ESTATES	1
DISCOVERY HARBOUR	1

YEAR TO DATE HAWAII

SINGLE FAMILY MEDIAN

CONDOMINIUM MEDIAN

2017 2018 2019 2020



YEAR TO DATE STATISTICS



SINGLE FAMILY HOMES

OF SALES

939

⬇️ **2.0%** VS. LAST YEAR

MEDIAN SALES PRICE

\$399,000

⬆️ **4.5%** VS. LAST YEAR

TOTAL \$ OF SALES

\$553,550,773

⬆️ **8.0%** VS. LAST YEAR



CONDOMINIUM

OF SALES

260

⬇️ **31.9%** VS. LAST YEAR

MEDIAN SALES PRICE

\$372,000

⬇️ **0.8%** VS. LAST YEAR

TOTAL \$ OF SALES

\$153,775,953

⬇️ **30.1%** VS. LAST YEAR



VACANT LAND

OF SALES

625

⬇️ **10.5%** VS. LAST YEAR

MEDIAN SALES PRICE

\$28,000

⬇️ **12.5%** VS. LAST YEAR

TOTAL \$ OF SALES

\$71,422,398

⬇️ **32.3%** VS. LAST YEAR



KAPINA LANSDALE | RS-81160

✉️ KapinaLansdale@gmail.com
📞 808.896.7600

