



TITLE GUARANTY HAWAII

HAWAII

RESIDENTIAL SALES REPORT JULY 2020

ISLAND SALES

Single Family Condominium

AVERAGE LIST PRICE



\$631.6 K \$583.3 K

AVERAGE SOLD PRICE



\$605.0 K \$569.1 K

MAX SOLD PRICE



\$9.2 M \$3.1 M

% OF LIST PRICE RECEIVED



95.80% 97.57%

AVERAGE PRICE PER SQFT



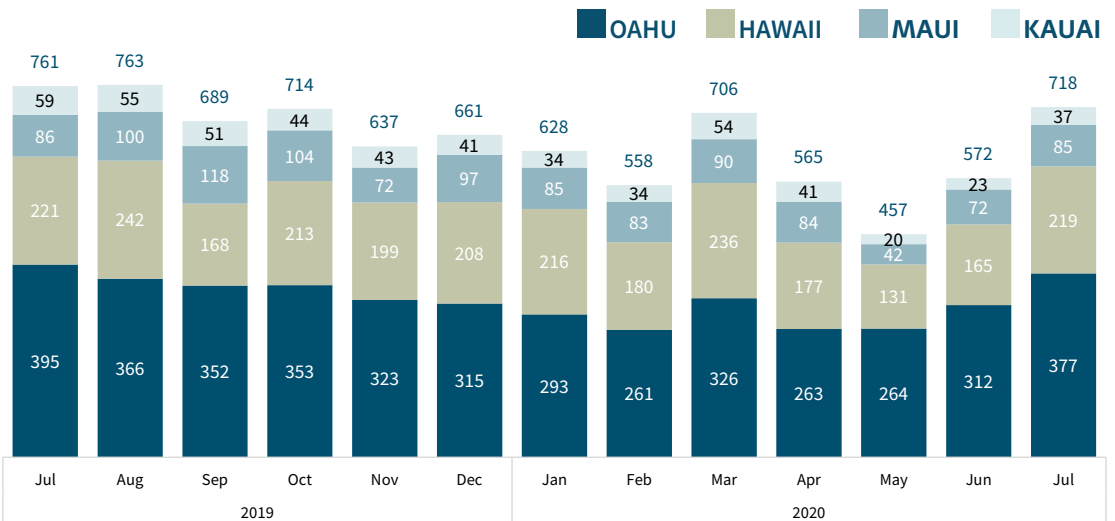
\$306.80 \$435.59

AVERAGE DOM



90 70

SINGLE FAMILY HOMES



OF SALES

219

32.7% VS. LAST MONTH
0.9% VS. LAST YEAR

MEDIAN SALES PRICE

\$359,000

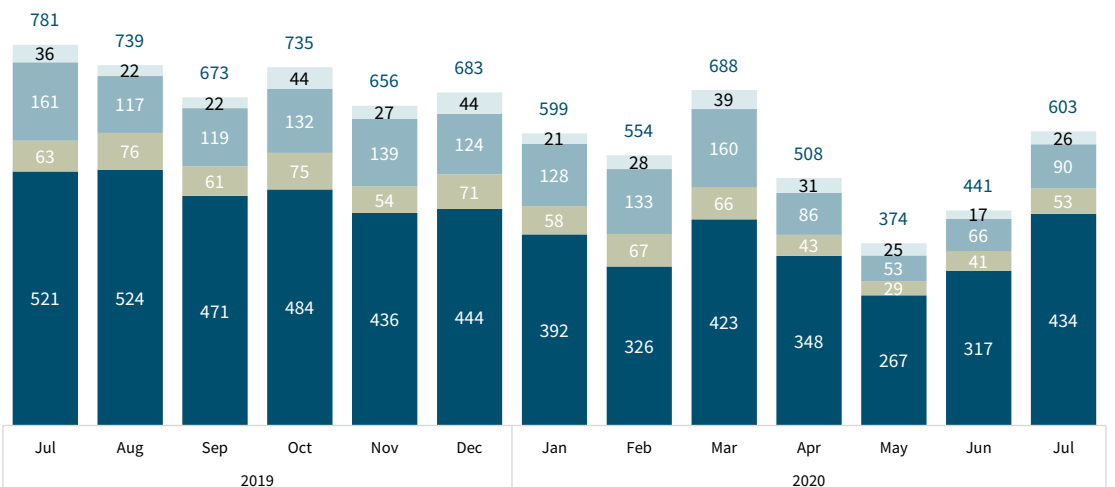
4.3% VS. LAST MONTH
5.3% VS. LAST YEAR

TOTAL \$ OF SALES

\$132,501,894

18.4% VS. LAST MONTH
18.5% VS. LAST YEAR

CONDOMINIUM



OF SALES

53

29.3% VS. LAST MONTH
15.9% VS. LAST YEAR

MEDIAN SALES PRICE

\$330,000

9.6% VS. LAST MONTH
1.5% VS. LAST YEAR

TOTAL \$ OF SALES

\$30,161,476

2.8% VS. LAST MONTH
9.8% VS. LAST YEAR

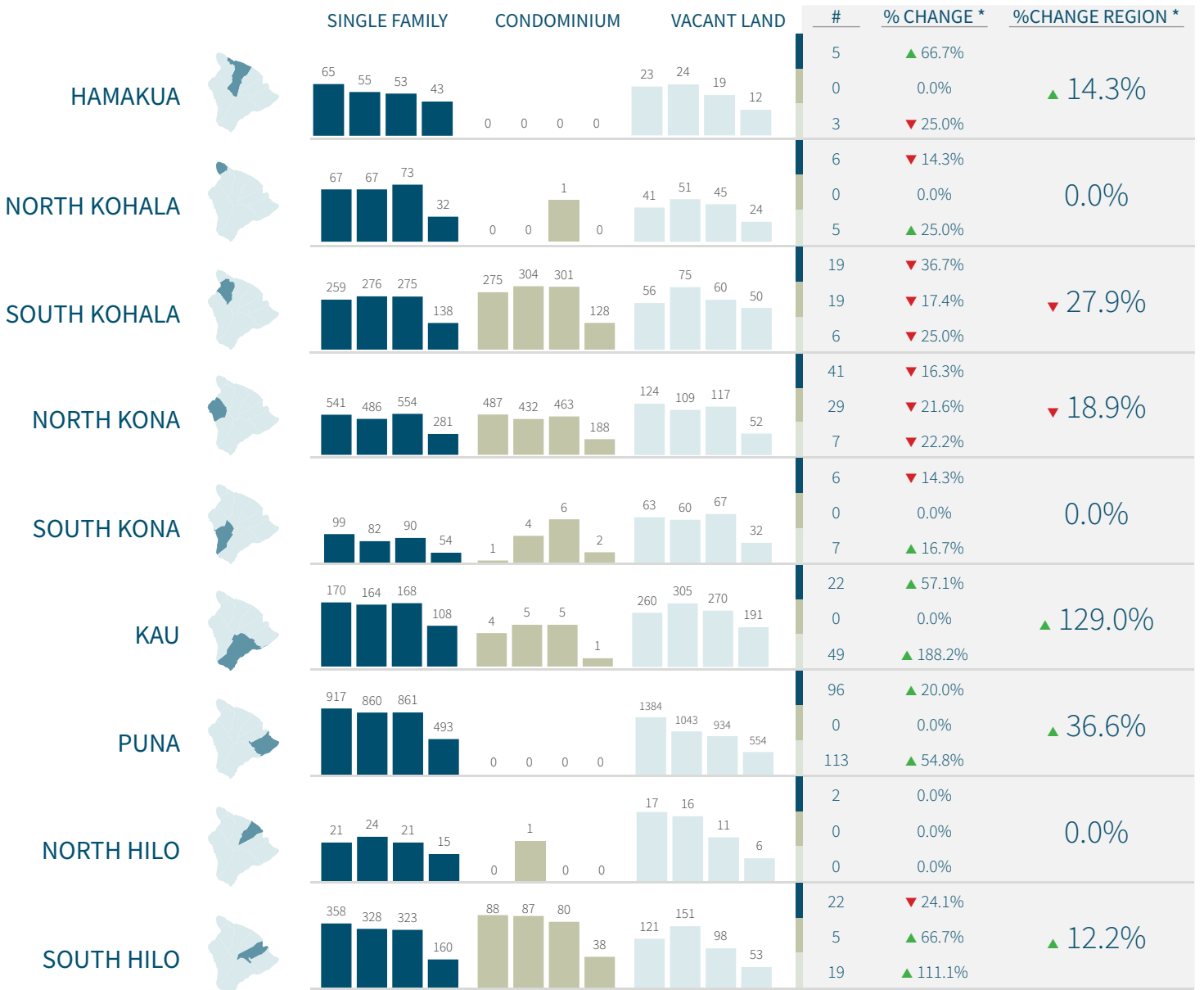
REGIONAL SALES HAWAII

SALES COMPARISON

■ Single Family ■ Condominium ■ Vacant Land

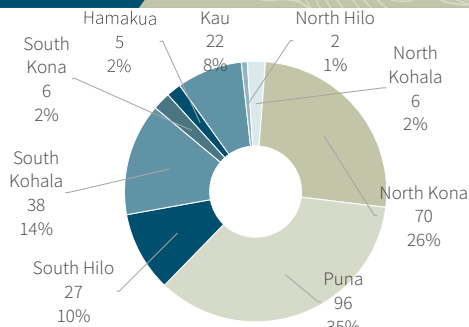
YTD TREND

MONTH



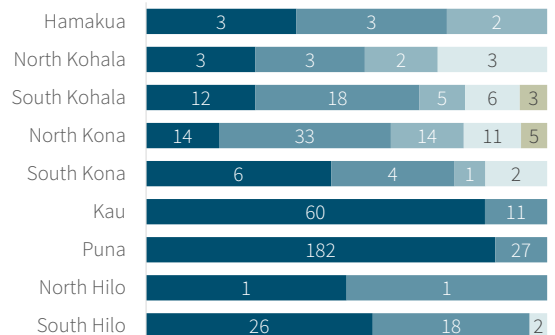
*vs. same month last year

SALES BY REGION



*excluding vacant land sales

SALES BY PRICE RANGE



■ < \$300K ■ \$301K - \$650K ■ \$651K - \$1M ■ \$1.1M - \$3M ■ \$3.1M+

NEIGHBORHOOD SALES HAWAII

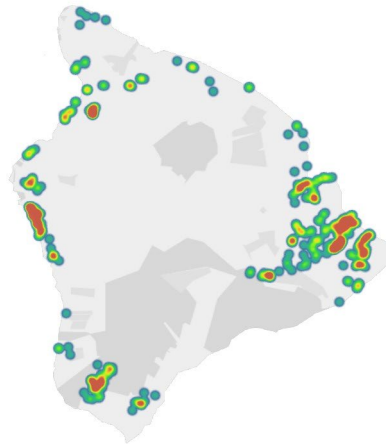
NEIGHBORHOOD COMPARISON

▲ Increase/Decrease vs. Last Year

● No Change or No Value vs. Last Year

		SINGLE FAMILY HOMES			CONDOMINIUM			VACANT LAND		
		#	\$ AMT	MEDIAN	#	\$ AMT	MEDIAN	#	\$ AMT	MEDIAN
NORTH	Hamakua	5 ▲	\$2.8 M ▲	\$505.0 K ▼	--	--	--	3 ▼	\$840.0 K ▼	\$300.0 K ▼
	North Kohala	6 ▼	\$6.3 M ▲	\$945.0 K ▲	--	--	--	5 ▲	\$1.4 M ▲	\$275.0 K ▲
WEST	South Kohala	19 ▼	\$22.5 M ▼	\$640.0 K ▲	19 ▼	\$14.7 M ▼	\$480.0 K ▼	6 ▼	\$1.5 M ▼	\$155.0 K ▼
	North Kona	41 ▼	\$52.7 M ▲	\$725.0 K ▲	29 ▼	\$14.5 M ▼	\$330.0 K ▲	7 ▼	\$13.9 M ▲	\$375.0 K ▲
	South Kona	6 ▼	\$4.6 M ▲	\$642.0 K ▲	--	--	--	7 ▲	\$932.8 K ▼	\$65.0 K ▼
SOUTH	Kau	22 ▲	\$6.7 M ▲	\$301.5 K ▲	--	--	--	49 ▲	\$774.0 K ▲	\$10.0 K ▼
	Puna	96 ▲	\$24.1 M ▲	\$246.0 K ▼	--	--	--	113 ▲	\$2.9 M ▼	\$16.5 K ▼
EAST	North Hilo	2 --	\$590.0 K ▼	\$295.0 K ▼	--	--	--	--	--	--
	South Hilo	22 ▼	\$12.2 M ▲	\$381.5 K ▲	5 ▲	\$989.5 K ▲	\$218.0 K ▼	19 ▲	\$3.5 M ▲	\$170.0 K ▼

MONTHLY SALES HEAT MAP



TOP NEIGHBORHOOD	#
HAWAIIAN PARADISE PARK	48
HOVE	46
AINALOA	27
NANAWALE ESTATES SUBDIVISION	19
FERN FOREST VACATION ESTATES	11
HAWAIIAN ACRES	9
WAIKOLOA VILLAGE	9
LEILANI ESTATES	8
HAWAIIAN SHORES RECREATIONAL ESTATES	8
HAWAIIAN BEACHES SUBDIVISION	7

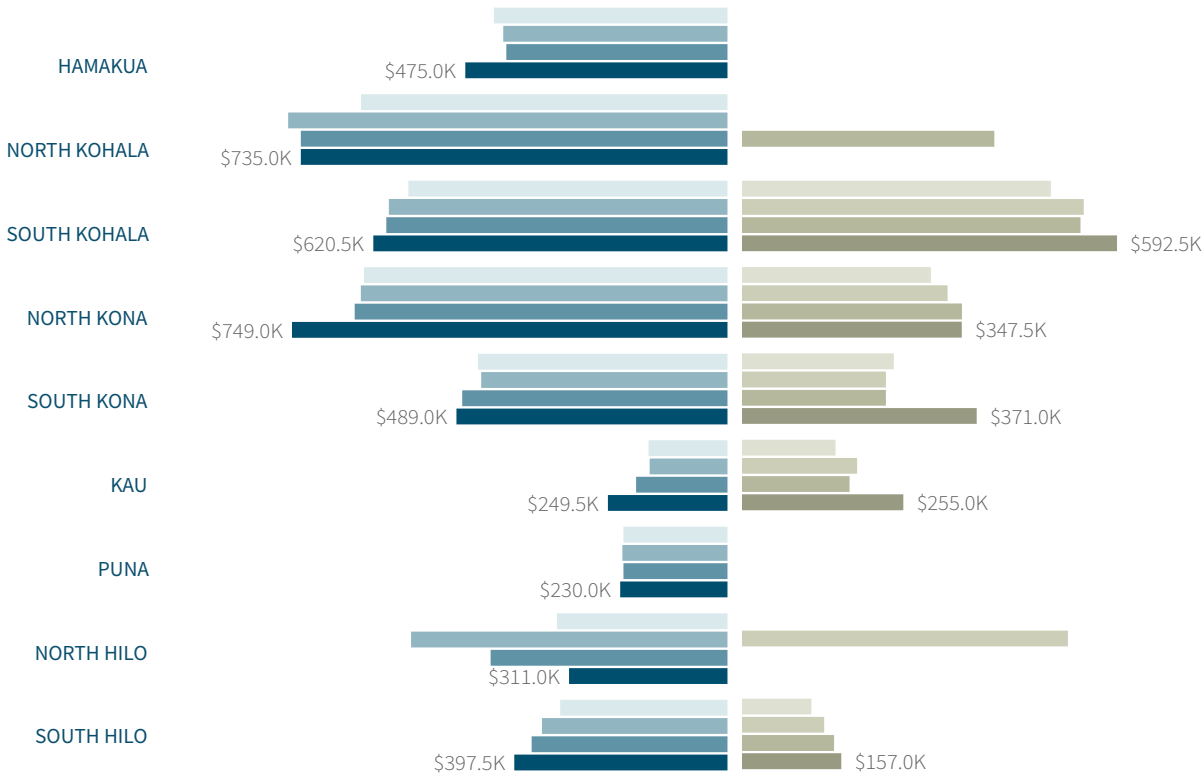
TOP CONDO	#
FAIRWAY TERRACE	5
WHITE SANDS VILLAGE	3
WAIULAU AT MAUNA KEA RESORT	3
HOVE	3
KAILUA BAY RESORT	3
HOLUA KAI AT KEAUHOU	2
KALANIKAI	2
ALII LANI	2
KONA BALI KAI	2
KONA KAI	2

YEAR TO DATE HAWAII

SINGLE FAMILY MEDIAN

CONDOMINIUM MEDIAN

2017 2018 2019 2020



YEAR TO DATE STATISTICS



SINGLE FAMILY HOMES

OF SALES

1324

⬇️ **4.6%** VS. LAST YEAR

MEDIAN SALES PRICE

\$390,000

⬆️ **2.9%** VS. LAST YEAR

TOTAL \$ OF SALES

\$799,046,170

⬆️ **10.3%** VS. LAST YEAR



CONDOMINIUM

OF SALES

357

⬇️ **31.2%** VS. LAST YEAR

MEDIAN SALES PRICE

\$360,000

⬇️ **3.2%** VS. LAST YEAR

TOTAL \$ OF SALES

\$215,664,529

⬇️ **26.0%** VS. LAST YEAR



VACANT LAND

OF SALES

974

⬆️ **1.1%** VS. LAST YEAR

MEDIAN SALES PRICE

\$25,000

⬇️ **21.9%** VS. LAST YEAR

TOTAL \$ OF SALES

\$107,656,685

⬇️ **32.5%** VS. LAST YEAR



KAPINA LANSDALE | RS-81160

✉️ KapinaLansdale@gmail.com
 📞 808.896.7600

