



TITLE GUARANTY HAWAII

HAWAII RESIDENTIAL SALES REPORT FEBRUARY 2020

ISLAND SALES

Single Family Condominium

AVERAGE LIST PRICE



\$638.6 K \$602.1 K

AVERAGE SOLD PRICE



\$610.0 K \$581.0 K

MAX SOLD PRICE



\$10.2 M \$6.3 M

% OF LIST PRICE RECEIVED



95.53% 96.50%

AVERAGE PRICE PER SQFT



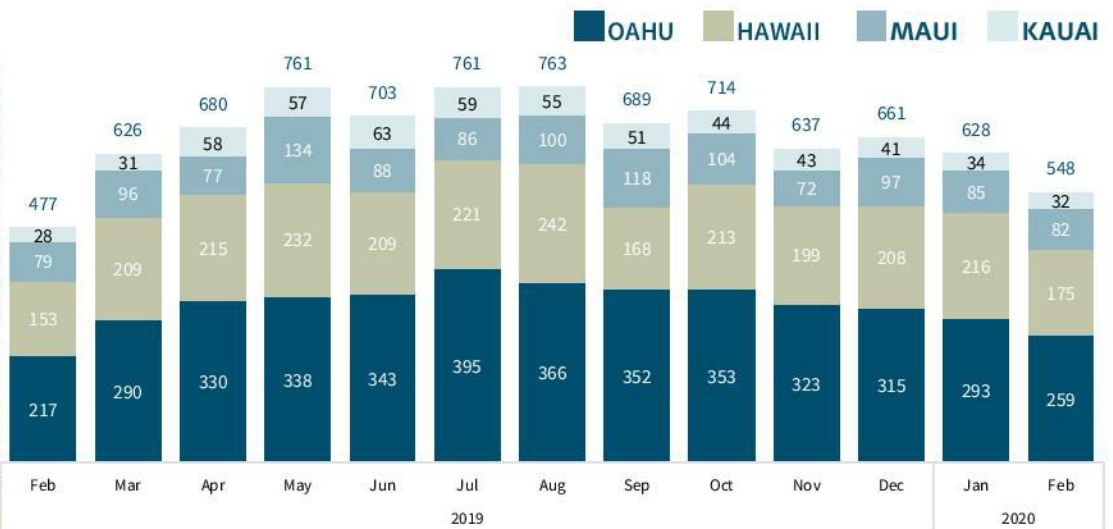
\$330.42 \$427.02

AVERAGE DOM



93 65

SINGLE FAMILY HOMES



OF SALES

175

19.0% vs. last month, 14.4% vs. last year

MEDIAN SALES PRICE

\$450,000

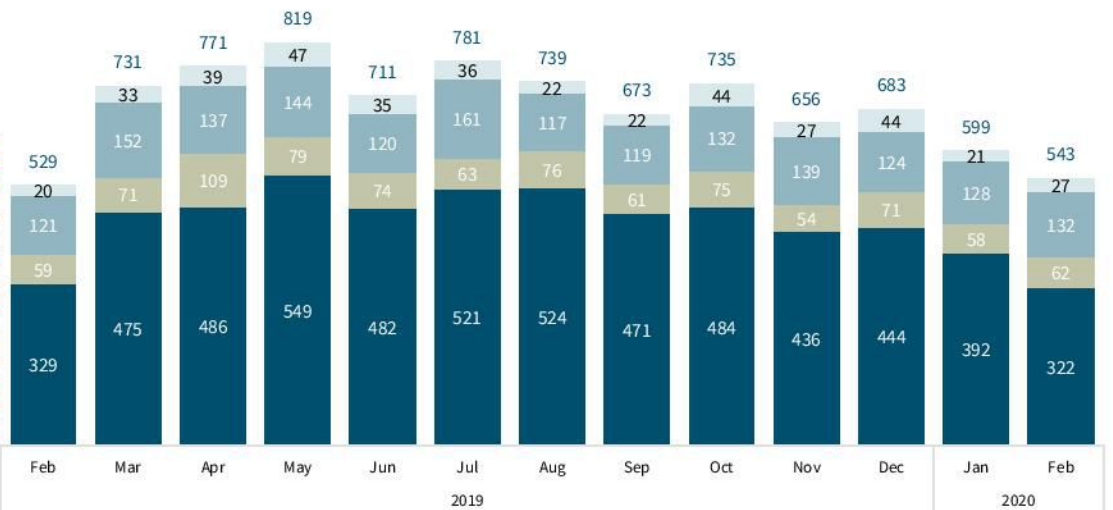
0.3% vs. last month, 18.7% vs. last year

TOTAL \$ OF SALES

\$106,757,725

30.4% vs. last month, 43.1% vs. last year

CONDOMINIUM



OF SALES

62

6.9% vs. last month, 5.1% vs. last year

MEDIAN SALES PRICE

\$322,000

25.5% vs. last month, 15.3% vs. last year

TOTAL \$ OF SALES

\$36,022,505

7.6% vs. last month, 19.7% vs. last year

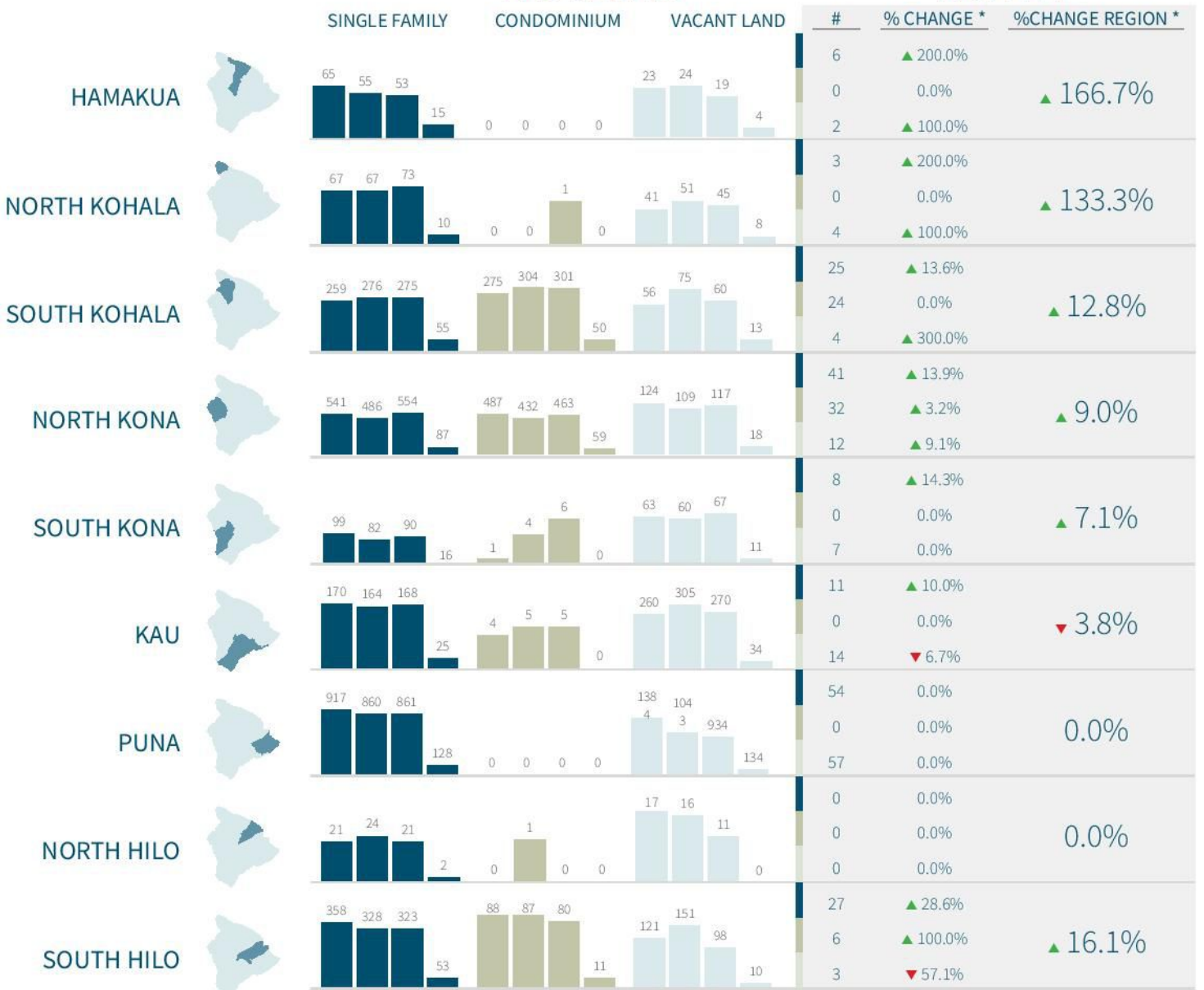
REGIONAL SALES HAWAII

SALES COMPARISON

■ Single Family ■ Condominium ■ Vacant Land

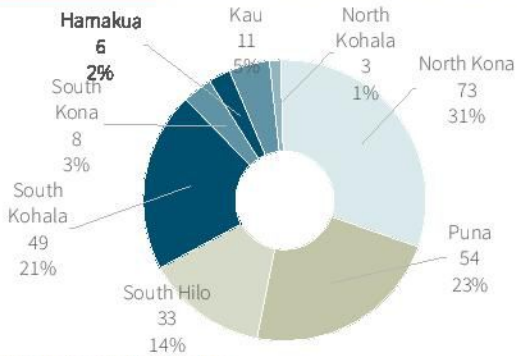
YTD TREND

MONTH



*vs. same month last year

SALES BY REGION



*excluding vacant land sales

SALES BY PRICE RANGE



NEIGHBORHOOD SALES HAWAII

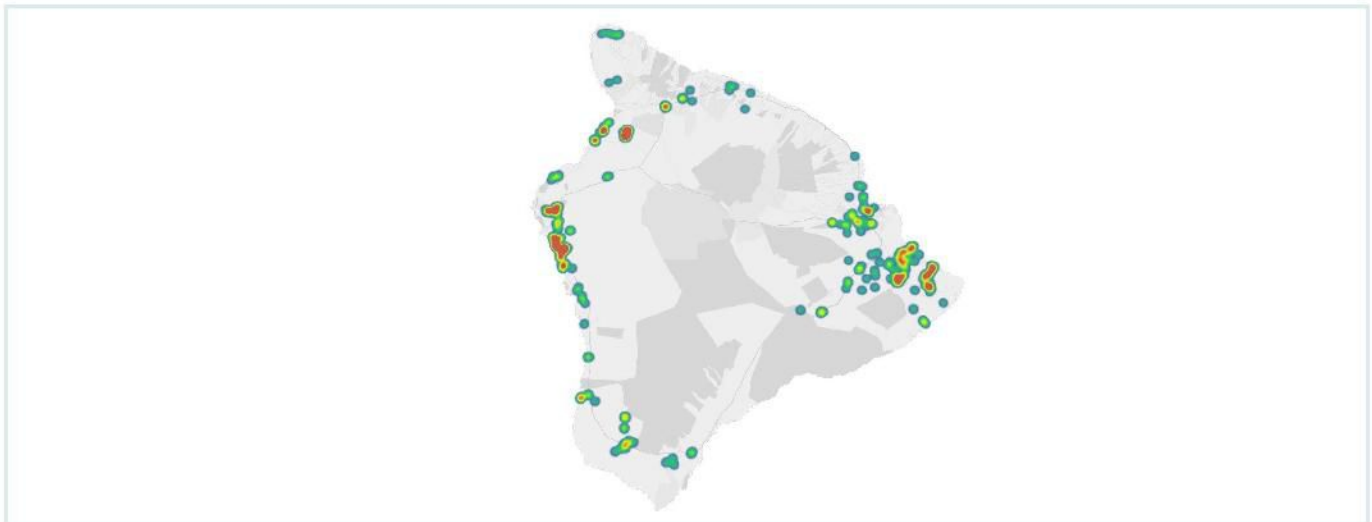
NEIGHBORHOOD COMPARISON

▲ Increase/Decrease vs. Last Year

● No Change or No Value vs. Last Year

		SINGLE FAMILY HOMES			CONDOMINIUM			VACANT LAND		
		#	\$ AMT	MEDIAN	#	\$ AMT	MEDIAN	#	\$ AMT	MEDIAN
NORTH	Hamakua	6 ▲	\$3.5 M ▲	\$630.0 K ▲	--	--	--	2 ▲	\$675.0 K ▲	\$337.5 K ▲
	North Kohala	3 ▲	\$3.1 M ▲	\$1.0 M ▲	--	--	--	4 ▲	\$1.5 M ▲	\$360.3 K ▼
WEST	South Kohala	25 ▲	\$18.3 M ▲	\$565.0 K ▼	24 -	\$17.6 M ▲	\$407.5 K ▼	4 ▲	\$1.9 M ▲	\$227.8 K ▼
	North Kona	41 ▲	\$50.7 M ▲	\$770.0 K ▲	32 ▲	\$17.6 M ▲	\$324.5 K ▼	12 ▲	\$3.0 M ▼	\$252.5 K ▼
	South Kona	8 ▲	\$3.9 M ▲	\$502.5 K ▼	--	--	--	7 -	\$1.2 M ▲	\$200.0 K ▲
SOUTH	Kau	11 ▲	\$2.9 M ▲	\$255.0 K ▲	--	--	--	14 ▼	\$553.8 K ▲	\$22.0 K ▼
	Puna	54 -	\$11.3 M ▼	\$210.0 K ▼	--	--	--	57 -	\$2.4 M ▲	\$24.0 K ▲
EAST	South Hilo	27 ▲	\$13.0 M ▲	\$387.0 K ▲	6 ▲	\$789.0 K ▲	\$117.0 K ▼	3 ▼	\$690.0 K ▼	\$250.0 K ▲

MONTHLY SALES HEAT MAP



TOP NEIGHBORHOOD

	#
HAWAIIAN PARADISE PARK	27
WAIKOLOA VILLAGE	21
NANAWALE ESTATES SUBDIVISION	11
AINALOA	11
HOVE	10
MAUNA LANI RESORT	8
ORCHID LAND ESTATES	7
HAWAIIAN SHORES RECREATIONAL ESTATES	7
WAIKOLOA BEACH RESORT	5
KILOHANA KAI AT WAIKOLOA	5

TOP CONDO

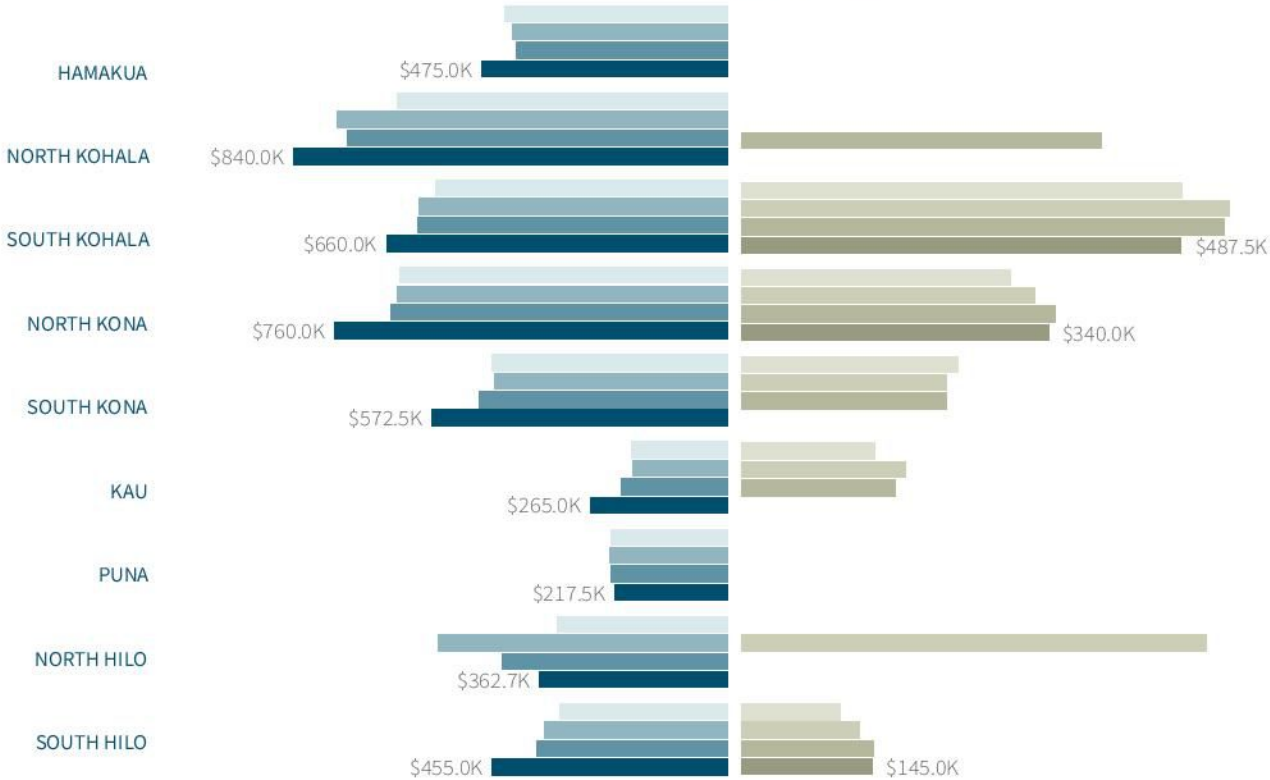
	#
ALII LANI	5
PANIOLO CLUB I & II	3
KA MILO AT MAUNA LANI	3
HOVE	2
KONA SHORES	2
KONA BALI KAI	2
ALII VILLAS	2
FAIRWAY TERRACE	2
KALANIKAI	2
KEAUHOU PUNAHELE	2

YEAR TO DATE HAWAII

SINGLE FAMILY MEDIAN

CONDOMINIUM MEDIAN

2017 2018 2019 2020



YEAR TO DATE STATISTICS

SINGLE FAMILY HOMES

OF SALES

391

↑ **29.5%** VS. LAST YEAR

MEDIAN SALES PRICE

\$449,900

↑ **21.6%** VS. LAST YEAR

TOTAL \$ OF SALES

\$260,092,289

↑ **81.3%** VS. LAST YEAR

CONDOMINIUM

OF SALES

120

↓ **2.4%** VS. LAST YEAR

MEDIAN SALES PRICE

\$350,000

0.0% VS. LAST YEAR

TOTAL \$ OF SALES

\$74,996,705

↑ **18.2%** VS. LAST YEAR

VACANT LAND

OF SALES

232

↑ **8.4%** VS. LAST YEAR

MEDIAN SALES PRICE

\$32,500

↓ **7.1%** VS. LAST YEAR

TOTAL \$ OF SALES

\$29,224,915

↑ **2.5%** VS. LAST YEAR



KAPINA LANSDALE | RS-81160

✉ KapinaLansdale@gmail.com

☎ 808.896.7600

